

THE  
**30**  
**GREATEST**  
LEAD GENERATION  
TIPS, TRICKS & IDEAS

# The 30 Greatest Lead Generation Tips, Tricks & Ideas

Travis is the owner of 366 Marketing and author of several ebooks including the *Complete Guide to Video Marketing*, *How to for Inbound Marketing* and a *Comprehensive Guide to Trade Show Marketing*.

Travis is responsible for helping multi-billion dollar companies increase leads by over 1,200%, and for teaching businesses how to build effective online marketing strategies. You can reach him at [@travisabaker](https://www.linkedin.com/company/366marketing) or on [LinkedIn](https://www.linkedin.com/company/366marketing)



Travis A. Baker, Owner 366 Marketing

# TABLE OF CONTENTS

INTRODUCTION // 3

MECHANICS OF LEAD GENERATION // 4

THE 30 GREATEST TIPS, TRICKS AND IDEAS // 5

CHAPTER 1: CONTENT AND OFFERS // 5

CHAPTER 2: CALLS-TO-ACTION // 13

CHAPTER 3: LANDING PAGES // 20

CHAPTER 4: FORMS // 28

CHAPTER 5: CHANNELS // 33

CONCLUSION // 40

“LEADS ARE THE METRIC THAT, AS MARKETERS, WE RELY ON.  
BECAUSE LEADS MEAN MONEY.”

- KIPP BODNAR, HubSpot

Generating leads - both high in quantity and quality - is a marketer's most important objective. A successful lead generation engine is what keeps the funnel full of sales prospects while you sleep. Surprisingly, only 1 in 10 marketers feel their lead generation campaigns are effective. What gives?

There can be a lot of moving parts in any lead generation campaign and often times it's difficult to know which parts need fine tuning. In this guide, we will expose the top 30 techniques marketers should utilize to increase leads and revenue. These tactics have been tested over the past 7 years and have been used by our 8,000+ customers to generate more than 9.8 million leads last year.

What goes into a best-of-class lead generation engine? First, let's take a look into the mechanics of high performing lead generation campaigns.

# THE MECHANICS OF LEAD GENERATION

Before we dive into the 30 tips, we should first cover the mechanics of lead generation. The best lead generation campaigns contain most, if not all, of these components. From a tactical perspective, a marketer needs four crucial elements to make inbound lead generation happen. These include:

## OFFER



An offer is a piece of content that is perceived high in value. Offers include ebooks, whitepapers, free consultations, coupons and product demonstrations.

## CALL-TO-ACTION



A call-to-action (CTA) is either text, an image or a button that links directly to a landing page so people can find and download your offer.

## LANDING PAGE



A landing page, unlike normal website pages, is a specialized page that contains information about one particular offer, and a form to download that offer.

## FORM



You can't capture leads without forms. Forms will collect contact information from a visitor in exchange for an offer.

The tips in this ebook will cover each of these elements so that each component is fully optimized to help you generate the most leads for your business. Now then, let's get started.

# CHAPTER 1

## CREATING IRRESISTIBLE OFFERS

Yes. It's one of the most powerful words in the human language. And if you think about all the things we do as marketers, it's ultimately to get people to say "yes" to our offers.

When an offer is exclusive, scarce, or in high demand, it becomes more desirable. Whether they are whitepapers, free trials, memberships, sales promotions, or downloads, these irresistible elements can overcome a lead's typical friction, doubt, or concern.

Why do these elements work? Because they trigger a physiological reaction that makes an offer more valuable. People need to perceive the value of your offer to be greater than what you're asking for in return. The higher the perception of value, the more irresistible the offer. So how do you create irresistible offers? Glad you asked.



# #1

## Use the Element of Scarcity

If you look at the principle of supply and demand, you'll notice that when supply is limited, demand goes up. Scarcity has a psychological influence on us, making us want something even more if there isn't enough to go around. Scarcity is great because it creates a fear of shortage, and thus a sense of urgency.

### Limited Time Offers

Limited time offers are among the most popular in the scarcity category. Just think about your average car dealership. Practically every commercial is a limited time deal. "Get 0% financing before it's gone!"

### Limited Quantity Offers

When something is of limited quantity, it suddenly becomes more unique or exclusive. In some studies, limited quantity or supply offers have outperformed limited-time offers. Why? Because it's hard to tell when an offer of limited quantity will suddenly become unavailable, while a time-based offer has a known end time. Limited quantity offers are great for not only getting people to say "yes" to your offer, but to avoid procrastination completely.

### Limited Time and Limited Quantity

Groupon is the perfect example of using both tactics. All Groupon deals end within a certain time frame, and they limit the number of people who can buy a Groupon. That's a powerful combination. The site also packages these scarcity tactics with discounting, which is another great value-add, especially for ecommerce businesses.



# #2

## The Bandwagon Effect


It's a natural tendency for humans to copy one another, even without realizing it -- we like to be a part of tribes and social communities. So when we notice our social circle is doing one thing, we tend to follow suit. One great way to make an offer more valuable is to show that other people are participating in that offer.

### Proof in Numbers

When possible, a great way to indicate how awesome an offer is to mention the number of people who have purchased, downloaded, signed up, or donated.

### Some examples include:

- Webinars: On this page promoting our webinar with Facebook, we've stated that more than 40,000 have signed up.
- Blog Subscription: Similarly, on our blog under our "subscribe" module, it indicates over 130,000 people have subscribed. This is proof that it's a highly trustworthy and popular blog people should follow.
- Conferences: Events like SXSW and INBOUND are some of the hottest events because tons of people flock to them every year.



Join over **170,000** people  
who get fresh content from  
Copyblogger!

Just make sure your claims are not only true, but believable.





# #3

## Leverage Newsjacking

After Prince William and Kate Middleton got married in April of 2011, no one could stop talking about Kate's wedding dress. Within hours after the wedding, vendors began making near-identical copies or similar styles of the Stella McCartney-designed dress. Even vendors such as David's Bridal now have a "Royal" category so you can dress "just like Kate."

When something is buzz-worthy, it creates high demand. In situations like this, you can align offers with "what's hot." Companies will often leverage newsjacking for this type of technique and it works very well for offers, too.

As an example, back in 2013 people couldn't stop talking about Pinterest. HubSpot capitalized on this craze by creating the first Pinterest ebook for business owners and marketers, *How To Use Pinterest for Business*. It quickly became one of HubSpot's most successful ebooks with more than 125,000 downloads to date. Because it was the first and only ebook available on Pinterest (and we made sure people knew that), and learning how to use Pinterest for marketing was in high demand, it made the offer more unique and thus more irresistible -- that's the power of leveraging both timing and popularity!



# #4

## Focus on Creating An Amazing Title

Brian Halligan, HubSpot CEO and co-founder, once said that “you can have a great offer with a bad title and no one will download it. But if you have an amazing title, suddenly everyone wants it.” Yes - people do judge a book by it’s cover. If your offer is a piece of content, such as a whitepaper, ebook, or presentation, put effort into creating an amazing title.

For an experiment, we changed the title of an ebook and ran an A/B test to see which one would perform better. We took the original title *“The Productivity Handbook for Busy Marketers”* and changed it to *“7 Apps That Will Change the Way You Do Marketing”*

Name	Views	Conversion Rate	Submissions	First Time Submissions	Customers
<a href="#">7 Apps That Will Change the Way You Do Marketing</a>	37,636	51.7%	19,465	2,716	8
<a href="#">The Productivity Handbook for Busy Marketers</a>	7,233	32.3%	2,333	310	0


As you can see, the revised version outperformed the original by 776% at generating leads (first time submissions). Not only that, but it resulted in more customers as well. If you’re struggling to come up with the perfect headline, try using the Headline Analyzer Tool by Advanced Marketing Institute or read [7 Proven Headlines that Convert](#).

# #5

## Create Offers for Different Buying Stages

The most common offer I see on most websites is “Contact Us.” Sure, you want all your prospects to talk to sales, but not everyone is ready. As you know, buyers are more likely to do their own research before even engaging with a sales rep. And, every prospect is at a different stage of exploration. Some may need more education than others. That’s why it’s important to develop different offers at different buying cycles.

Someone at the top of the buying cycle may be more interested in an informational piece like a guide or ebook, whereas someone more committed at the bottom of the cycle might be more interested in a free trial or demo. You don’t need to pick and choose; create offers for each phase, and include a primary and secondary CTA to these offers on various pages throughout your site.



# #6

## Avoid Corporate Gobbledygook

A professional image is necessary but you still want to avoid the dreaded corporate gobbledygook. What is gobbledygook you ask? Great question.

These are jargon terms and phrases that have been over-used and abused rendering them meaningless (you'll find them mostly in the high-tech industry, but everyone is an offender at one point or another). These words are meant to add more emphasis of a particular subject but instead they make your eyes roll.

Avoid these words when describing your offers

- Next Generation
- Flexible
- Robust
- Scalable
- Easy to use
- Cutting edge
- Ground breaking
- Best of breed
- Mission critical

To learn more, download [The Gobbledygook Manifesto ebook by David Meerman Scott](#)

# #7

## Use High-Value Offer Formats

Not all offers are created equal. Some “formats” of offers perform better than others at converting leads. For example, what’s more valuable, a whitepaper or an ebook?

Below are the type of offers, in order of performance, that generate the most amount of leads.

- Ebooks or Guides
- Templates or Presentations
- Research & Reports
- Whitepapers
- Kits (multiple offers packaged together)
- Live Webinars
- On-demand Videos
- Blog (including offers in the nav or sidebar)
- Blog posts (if there is a CTA in the post)
- Middle-of-the-funnel offers: Demo Requests, Contact Sales, RFP, Etc (more sales-ready offers)

It’s important to test different types of offers with your audience to determine what works for you. While ebooks score high on our list, you may find that reports, videos or other formats do better.

# CHAPTER 2

## CALLS-TO-ACTION THAT ROCK

Calls-to-action (CTA) are the secret sauce to driving people to your offers. If your CTAs aren't effective at capturing people's attention and persuading them to the click, then it makes the offer useless.

CTAs can be used on product pages (non-landing pages), in display ads, email, social media, direct mail and pretty much anywhere you can market your offer.

But not all CTAs are created equal. In a world where every brand is fighting for consumer attention, it's critical that prospects choose your offer over your competitors. In this guide, we'll uncover tips to creating CTAs that rock.

# #8

## Place Your CTA Where the Eye Can See

Calls-to-action do best “above the fold” - the space where your web page is viewable to the user without having to scroll down. According to heat map analysis, anything “below the fold” will only be viewed by 50% of people who visit your page. Doubling impressions on your CTAs can significantly increase your lead count.

Notice the placement of the primary CTA on the Freshbooks homepage. Two buttons for “Try it Free for 30 Days” stand out above the fold

The screenshot shows the FreshBooks homepage. At the top left is the FreshBooks logo with a green leaf icon and the tagline 'cloud accounting'. To the right of the logo is the text 'Call toll free 1.866.303.6061' and '#1 Cloud Accounting Specialist for Small Business Owners'. Further right are two buttons: a green 'Try it Free for 30 Days' button and a grey 'Login' button. Below this is a blue navigation bar with links for Home, Tour, Signup, Mobile, About, Accountants, Add-ons, API, Blog, and Support. The main content area has a blue background with the headline 'Say Hello to Cloud Accounting'. Below the headline is the text 'Join over 5 million people using FreshBooks to make billing painless.' and two buttons: a green 'Try it Free for 30 Days' button and a grey 'Take a Quick Tour' button. To the right of the text is a cartoon squirrel character pointing to a thought bubble that says 'Cloud Accounting'. There are also some handwritten-style notes like 'Desktop Software', 'word/expense', 'sharebox', 'magic-elves' and a small grid icon. At the bottom of the page, it says 'Loved by:' followed by logos for The New York Times, CNN, dailymotion, Forbes, and CPA Practice Advisor.

# #9

## Clarity Trumps Persuasion

That is one of my favorite phrases I learned from the folks at MarketingExperiments. Often times, marketers will put more focus on being clever than clear. Be crystal clear about what offer is in your CTA. And be specific. If you're giving away a free guide, say "Download our FREE guide to X." If you're hosting a free webinar, say "Register for our FREE webinar on X." X should clearly convey a compelling benefit of receiving the offer. This is much more effective than "Download Now" or "Get a Free Article." These simply aren't specific enough.

Notice that this CTA is to promote a free ebook. There is little copy in this banner ad and a button that indicates it's clickable.



FREE EBOOK

25 WEBSITE MUST-HAVES

42,000+ Downloads  
52-page Guide

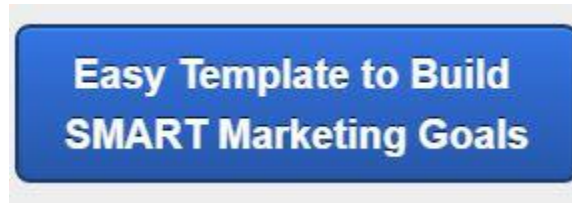
Download eBook!



# #10

## Use Contrast to Make CTAs Stand Out

A call-to-action is meant to stand out, so if your CTA blends in too much with your site design, no one will notice it. You want as many eyeballs to land on that call-to-action as possible. Use contrasting colors to make the CTA stand out, and more importantly, use a design to make it clear that it is a clickable call-to-action.



# #11

## Link Your CTA to a Dedicated Landing Page

This tip might seem minor, but it's incredible how often businesses miss this opportunity. Call-to-actions are meant to send visitors to a dedicated landing page where they receive a specific offer. Do not use CTAs to drive people to your homepage. Even if your CTA is about your brand or product (and perhaps not an offer like a download), still send them to a targeted landing page that is relevant to what they are looking for. If you have the opportunity to use a CTA, send them to a page that will convert them into a lead.



Better Goals lead to Better Results

SMART is a methodology that helps you establish concrete and achievable goals.

 Automatically calculate



**Specific**

**Measurable**

Get Your Goal Setting  
Template Now

Email\*

tabr1066@gmail.com

366 Marketing



# #12

## Promote Offers on Product Pages

CTAs shouldn't be one size fits all. If your company offers various products or services, you may want to consider creating a different offer for each of them. Then you can place CTAs linking to each offer on the website pages that are most relevant to that offer.



# #13

## Thank You Pages are Great CTA Real Estate

Even if someone completes a form on your website (thus they've converted as a lead), don't stop there. Increasing engagement is also a top priority for marketers so that prospects turn into loyal fans.

Once someone reaches a "thank you page," the page that a visitor arrives on after completing a form, use that space as an opportunity to promote more offers and content. For example, if a visitor on hubspot.com downloads a guide on email marketing, we can offer them another offer for a Email RFP for a chance to see a demo of our email marketing platform.

# CHAPTER 3

## LANDING PAGES THAT CONVERT

Landing pages are one of the most important elements of lead generation. In fact, according to MarketingSherpa's research, landing pages are effective for 94% of B2B and B2C companies. The use of landing pages enables marketers to direct website visitors to targeted pages and capture leads at a much higher rate.

What's great about landing pages is that they direct your visitors to one particular offer without the distractions of everything else on your website. Visitors are on a landing page for one and only purpose: to complete the lead capture form.

# #14

## Elements of an Effective Landing Page

Landing pages, sometimes called a “Lead Capture Page,” are used to convert visitors into leads by completing a transaction or by collecting contact information from them. Landing pages consist of:

A headline and (optional) sub-headline

A brief description of the offer

At least one supporting image

(Optional) supporting elements such as testimonials or security badges

And most importantly, a form to capture information

20 Marketing Trends & Predictions for 2016 & Beyond

What if you had a glimpse into the future? What would you change today to plan for tomorrow? In reality, the future can be predicted and the best marketers already have their destination mapped out.

In 2012, the world of marketing underwent major changes. We saw the rise of Pinterest, several IPOs and acquisitions, an aggressive political ad war, Facebook's shift to video, and watched one Korean artist turn into a global phenomenon thanks to YouTube.

But what's in store for the next year? Let our new guide serve as your navigation system into the world of marketing in 2013.

Now then, let's gaze into the marketing crystal ball, and uncover what marketing will look like in 2013.

In addition, you'll read predictions from industry leaders such as:

- + Rand Fishkin, SEOmoz founder and CEO
- + Brian Halligan, HubSpot co-founder and CEO
- + David Meerman Scott, Best-Selling Author
- + Greg Alexander, Sales Benchmark Index CEO
- + Nick Johnson, Useful Social Media founder

Download These Trends

First Name \*  
Jessica

Last Name \*  
Maher

Email (privacy policy) \*  
jmaher@hubspot.com

Biggest Marketing Challenge  
This is just a test!

Please have someone call me about HubSpot's software.

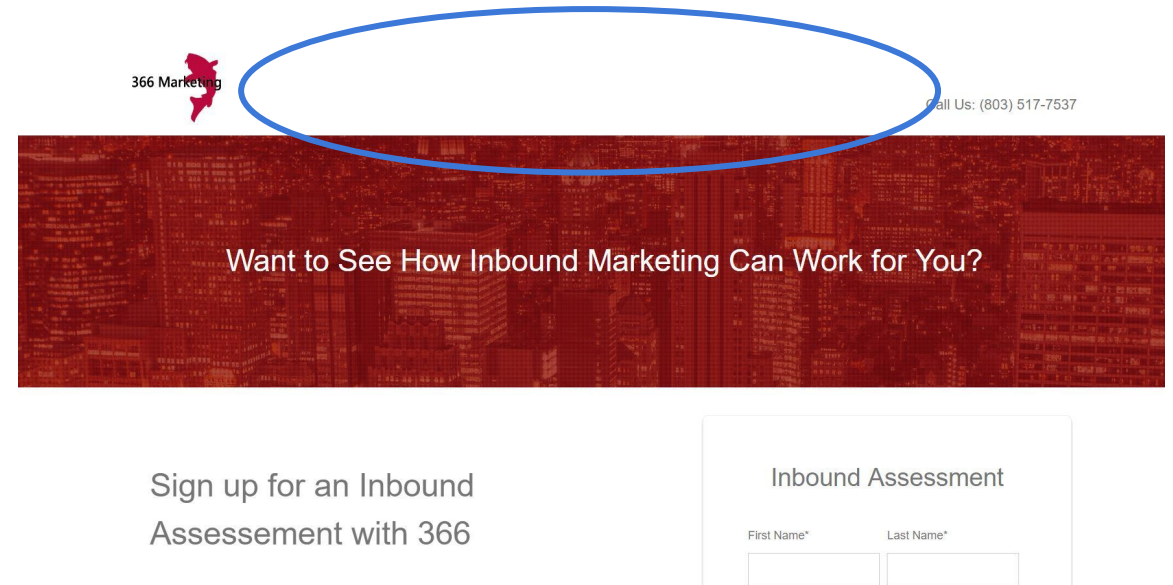
Download These Trends

# #15

## Remove the Main Navigation

Once a visitor arrives on a landing page, it's your job to keep them there. If there are links on the page to move about your website, it will distract the visitor and decrease the chance of them converting on the page.

One of the best ways to increase your landing page conversion rates is to simply remove the main navigation from the page. That's it!



366 Marketing

Call Us: (803) 517-7537

Want to See How Inbound Marketing Can Work for You?

Sign up for an Inbound Assesement with 366

Inbound Assessment

First Name\* Last Name\*

# #16

## Match the Headline of the Landing Page to the Corresponding CTA

Keep your messaging consistent on both your CTA and the headline of the landing page. If people click on a link for a free offer and then find out there's a catch on the landing page, you'll instantly lose their trust. Similarly, if the headline reads differently than the CTA, it might lead to confusion, and the visitor might wonder if the CTA is linked to the wrong page.

The diagram illustrates a mismatch between an advertisement and a landing page. At the top, a box represents the ad copy with the following text: "HubSpot Inbound Marketing", "www.hubspot.com/inbound-marketing", "Inbound Marketing Software", "Easy To Use", and "Get A Demo Now!". A blue arrow labeled "Ad copy to landing page" points down to a landing page. The landing page features the HubSpot logo and a headline: "Definitely not your Everyday Product Demo". Below the headline is a list of five steps describing the demo process. On the right side of the landing page is a form titled "Request a demo call today!" with fields for "First Name", "Last Name", "Email", "Phone", and "Company". A red arrow points from the "Request a demo call today!" CTA back to the "Get A Demo Now!" CTA in the ad, highlighting the inconsistency.



# #17

## Less is More

I'm sure you're aware of the rule "keep it simple, stupid." The same applies to landing pages. A cluttered page means a distracted visitor. Be brief and to the point; it's in the offer itself where you give more information. In addition to your headline, include a brief paragraph explaining what the offer is, followed by a few bullet points outlining the benefits of the offer.



# #18

## Emphasize the Benefits of the Offer

Make it clear in your brief paragraph and/or bullet points what the benefits of the offer are. It's more than just listing what the offer is comprised of; it takes a bit of spin. Instead of "Includes specifications of product XYZ," say something like "Find out how XYZ can increase productivity by 50%." In other words, convey the value of your offer clearly and effectively.

# #19

## Encourage Social Sharing

On your landing page, don't forget to include buttons to enable your prospects to share content and offers. Include multiple social media channels as well as email, since people have different sharing preferences. When your offer is shared more, more people land on the page, and therefore more people fill out your form and become leads!

Inbound marketing has the best ROI of any marketing strategy. Learn how you can make your inbound marketing more effective.

- ✓ Companies are 3x as likely to see higher ROI on inbound marketing campaigns than on outbound
- ✓ Big budget or small, everyone gets big returns from inbound
- ✓ Demonstrating positive ROI on your marketing spend means more resources

Get your assessment today!

Website URL\*

Email\*

[APPLY FOR ASSESEMENT](#)

We will never sell or give away your information



# #20

## More Landing Pages Equal More Leads

According to a marketing benchmarks report, companies see a 55% increase in leads by increasing landing pages from 10 to 15. The more content, offers, and landing pages you create, more opportunities to generate more leads for your business.



# CHAPTER 4

## OPTIMIZED FORMS

Forms are the key to a landing page. Without them, there is no way to “convert” a visitor into a lead. Forms come in handy when it’s time for people to sign-up, subscribe to your site or download an offer.

The following tips will uncover how to build great landing page forms.

# #21

## The Right Form Length

You might be wondering how much or how little information you should require with a form. There is no magic answer when it comes to how many fields your form should contain but the best balance would be to collect only the information you really need.

The fewer fields you have in a form, the more likely you will receive more conversions. This is because with each new field you add to a form, it creates friction (more work for the visitor) and fewer conversions. A longer form looks like more work and sometimes it will be avoided all together. But on the other hand, the more fields you require, the better quality those leads might be. The best way to determine what works best is to test it.

The image shows two side-by-side screenshots of a form titled "Download the Ingeniux Compass Guide".

The left screenshot shows a long, text-heavy form with a large blue arrow pointing to the right. The arrow contains the text: "Form only requires three fields, all others are optional." The form on the left has a title, a paragraph of text, a small image, another paragraph, a third paragraph, a quote, and a final paragraph. It also has a "Submit" button at the bottom.

The right screenshot shows a shorter form with the same title. It has a short introductory sentence, a link to a privacy policy, and a list of required fields: "First Name \*", "Last Name \*", "Email \*", "I am a:" (dropdown), and "Project Timeline" (dropdown). There is also a "Questions or Comments" text area and a "Submit" button.

# #22

## To Submit or Not to Submit

That is the question most of your visitors are asking. One of the best ways to increase form conversion rates is to simply NOT use default word on your button: “SUBMIT.”

If you think about it, no one wants to “submit” to anything. Instead, turn the statement into a benefit that relates to what they are getting in return.

For example, if the form is to download a brochure kit, the submit button should say, “Get Your Brochure Kit.” Other examples include “Download whitepaper,” “Get your free ebook,” or “Join our Newsletter.”

Another helpful tip, make the button big, bold and colorful. Make sure it *looks* like a button (usually beveled and appears “clickable”).

# #23

## Reduce Anxiety With Proof-Elements

People are more resistant to give up their information these days, especially because of the increase in spam. There are a few different elements you can add to the form or landing page to help reduce a visitor's anxiety to complete the form:

- Add a privacy message (or link to your privacy policy) that indicates their email will not be shared or sold.
- If your form requires sensitive information, include security seals, a BBB rating, or certifications so that visitors know their information is safe and secure.
- Adding testimonials or customer logos is another great to indicate social proof. For example, if your offer was for a Free Trial, you may want to include a few customer testimonials about your product or service.



# #24

## Make the Form Appear Shorter

Sometimes people won't fill out a form just because it "looks" long and time-consuming. If your form requires a lot of fields, try making the form look shorter by adjusting the styling.

For example, reduce the spacing in between fields or align the titles to the left of each field instead of above it so that the form appears shorter. If the form covers less space on the page, it may seem as if you're asking for less.

The image shows two versions of a form, labeled A and B, side-by-side. Form A has four fields: Name\*, Email\*, Company\*, and Phone\*. The labels are positioned to the left of each input field, and there is significant vertical spacing between the fields. Form B has the same four fields, but the labels are positioned above each input field, and the vertical spacing between the fields is significantly reduced. A red arrow points upwards from the bottom center towards the two forms, indicating the comparison.

Both forms have the same amount of fields, but version A might look shorter than B on the page.

# CHAPTER 5

## MULTI-CHANNEL LEAD GENERATION

Your website isn't a silo. Marketers must utilize many other channels in order to maximize their lead generation efforts. In this sense, a channel might be a retail store, a website, a social media platform, an email, or a text message. The objective is to make it easy for buyers to research, evaluate and purchase products in any way that is most appropriate for them. It's all about having the right marketing mix.

In this last chapter, we will briefly cover a few channels that help businesses generate the most amount of leads.

# #25

## Blogging Brings in the Leads

According to HubSpot's recent Benchmarks report, companies that blog 6-8 times per month double their lead volume. This proves that blogging is a highly effective channel for lead generation.

In every blog post, include hyperlinks to landing pages within the copy of the post, as well as a prominent call-to-action.

# #26

## Email Marketing

Many businesses may think that email marketing is only best used when communicating with existing prospects and customers. Not so! Email can be a great channel for new lead generation. Here are some ways you can use email to generate more new prospects:

- Focus on an opt-in strategy. If you're buying email lists and spamming your prospects, no one will want to share your email with others. They will only want to unsubscribe! The first step to email lead generation is to make sure you have happy subscribers that enjoy receiving emails from you.
- Send people valuable offers. If you send really interesting or valued offers - whether it's downloads, discounts or educational content - people will more likely share your emails with their friends or colleagues.
- Give people the tools to share. Don't forget to add a "Forward to a Friend" link or social media sharing buttons within each email so people are encouraged to pass it on.

Simple email promoting a valuable offer that includes social media sharing buttons.



# #27

## Social Media

Social media isn't just for liking funny pictures or tweeting what you ate for breakfast. Social media is an emerging channel that many businesses are taking advantage of. Here are some great tips for generating leads on social networks.

- Build a loyal following. Building a relationship with potential customers is a critical first step. Social media connections are really about people-to-people, not always company-to-individual. Get to know your audience online, communicate and share information. In order to generate leads, you need to have human interaction with others.
- Remember, social media is a dialogue. Companies that only use social media to blast out messages about themselves aren't using social channels effectively. The goal is to interact with others and be helpful. When you share content on social media, don't always post something that relates to your company. Share links to other interesting things you've found online. People will be very thankful you are noticing their work too!
- Influence connections for content sharing. Publishing and sharing content that directs traffic to targeted landing pages is the single biggest lever to increase lead generation through social media. Share your new content offers by posting links to landing pages, and in addition, share blog posts, discounts, and other great resources.




# #28

## Organic Search

While promoting your offers in many channels is crucial for lead generation, it's also equally important to make it easy for people to find your landing pages through search engines. To do this, you need to apply search engine optimization (SEO) best practices to your landing pages, such as:

- Pick a primary keyword for each landing page and focus on optimizing that page for that word. If you oversaturate a page with too many keywords, the page will lose its importance and authority because search engines won't have a clear idea of what the page is about.
- Place your primary keywords in your headline and sub-headline. These areas of content have greater weight to search engines.
- Include the keywords in the body content but don't use them out of context. Make sure they are relevant with the rest of your content.
- Include keywords in the file name of images (e.g. mykeyword.jpg) or use them in the ALT tag.
- Include the keywords in the page URL.

Example of a clean URL containing primary keywords:



# #29

## Use Links and CTAs within Offers

Your offers themselves are great channels for lead generation. For example, in this ebook I have included links to other content offers you can download. As people share this ebook, they may discover other resources that we offer by the links within the content.

Within this ebook “25 Website Must-Haves,” are links to other ebooks and guides.

Get Found Online: Title Tag & Meta Tags

Here is example of what meta tags look like in an HTML document:

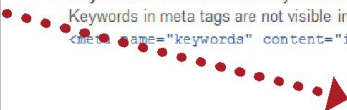
- **Title:** The title of the page seen at the top of a web browser, also the main headline displayed in search engine results.  
`<title>HubSpot Inbound Marketing Software</title>`
- **Description:** A concise description of the page.  
`<meta name="Description" content="Stop pushing. Start attracting. Stop interrupting. Start engaging. HubSpot's Inbound Marketing Software...">`

How the Title and Description tags are displayed in search engine results

▶ [HubSpot Inbound Marketing Software](#)  
[www.hubspot.com/](http://www.hubspot.com/) [+]

It's time to reshape the way we think about marketing. Stop pushing. Start attracting. Stop interrupting. Start engaging. **HubSpot's Inbound Marketing Software** ...

- **Keywords:** Words that identify what the page is about. Keep to less than 7 keywords per page. Keywords in meta tags are not visible in the search engine results like Title and Description.  
`<meta name="keywords" content="inbound marketing, marketing software">`



**More Resources**  
[3 Meta Description Mistakes You Might Be Making](#)

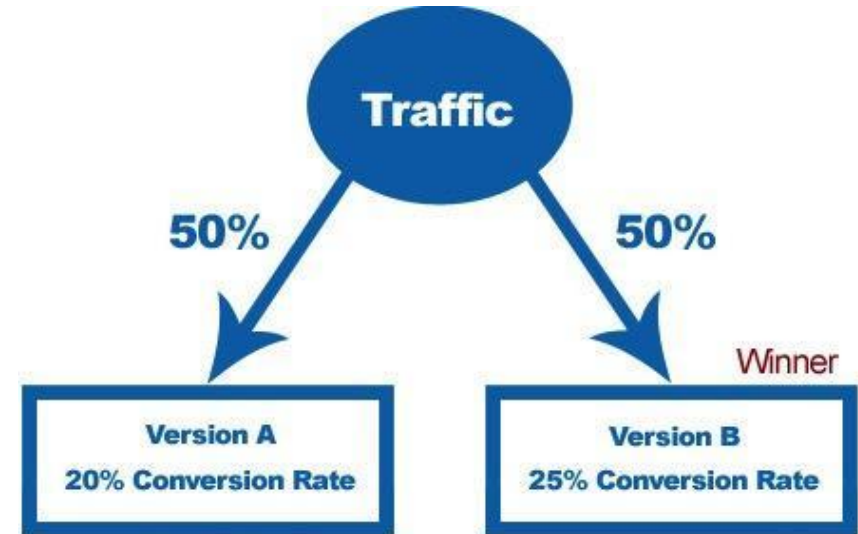
HubSpot [Tweet this Webinar](#) [Share on Facebook](#) [Share on LinkedIn](#) 12

# #30

## A/B Testing

While this isn't a channel per se, it *is* a great way to increase leads across all channels and tactics. A/B testing can be used in calls-to-action, landing pages, email marketing, advertising, and more. According to HubSpot research, A/B testing your landing pages and other assets can help you generate up to 40% more leads for your business. When done correctly, A/B testing can provide a huge competitive advantage for your company.

To learn more, download [An Introduction to Using A/B Testing for Marketing Optimization](#)





# CONCLUSION

Generating leads online has the power to transform your marketing. Using great offers, call-to-actions, landing pages and forms - while promoting them in multi-channel environments - can reduce your cost-per-lead while delivering higher quality prospects to your sales team.

The basics herein are just the beginning. This guide contains many best practices for every aspects of lead generation to help bolster your conversion rates, but these tactics are only the tip of the iceberg. Continue to tweak and test each step of your inbound lead generation process in an effort to improve lead quality and increase revenue.

Now go, young grasshopper, on your way to becoming a lead generation master.

# ABOUT 366 Marketing

We give you time for you to concentrate on what makes you money. Marketing, advertising, SEO, inbound marketing; all of that requires huge investments in time. You are smart; you could learn how to do it, no problem. You might even be good at it. But how much revenue are you giving up to do your own online marketing? Focus on what you do great, and we will focus on what we do great.

366 Marketing was founded in 2009 and designed around creating marketing that people love.



[Liked what your read? Why not sign up for a free Inbound Marketing Assessment?](#)